



2023 annual report to the Community

Akuna Kindergarten

Akuna Kindergarten number: 6510

Partnership: Blue Lake

Preschool director:

Tiana Scott

A small rectangular box containing a handwritten signature in brown ink that reads "T. Scott".



Date of endorsement:

05/03/2024

Context Statement

Information about Akuna Kindergarten is available on the centres website, as well as the Australian Children's Education and Care Quality Authority (ACECQA) website.

Governing Council Report

Reflecting on the year gone by, I am filled with immense gratitude and pride as I reflect on the many achievements and moments of joy, we shared at Akuna Kindergarten in 2023.

As a parent experiencing Kindergarten for the first time, I approached the year with a mixture of excitement and trepidation, unsure of what the journey would entail. However, from the moment I stepped into Akuna Kindergarten, my apprehension was quickly dispelled.

Witnessing the nurturing, professional, and supportive environment provided for our children from the very first week was incredibly reassuring. My daughter would run for the car in the morning and speak with pride about her day's adventures in the afternoon.

Watching her and her many friends blossom and thrive throughout the year, gaining independence, forming meaningful friendships, and embracing learning across all curriculum areas has been a joy. The dedication and professionalism exhibited by the Akuna Kindergarten team have been truly commendable. Their unwavering passion for early childhood education and genuine care and attention to each child's needs have fostered an environment where our children feel safe, valued, and eager to learn. It has been both heart-warming and inspiring to be a part of this incredible journey.

On the committee, we did our best to select fundraisers that our families would enjoy. Our efforts included: An Easter Raffle, Personalise Your Paver, Cookie Dough fundraiser, Paint-a-Picture Plate fundraiser, A Pie Drive.

All were met with overwhelming support, raising vital funds to enhance our children's experiences at Akuna Kindergarten.

Throughout the year, our children were fortunate to participate in diverse, enriching experiences and excursions, thanks to the support and generosity of our dedicated parents and friends. Our calendars were filled with many events, from the Christmas Concert to the momentous Graduation ceremony, Fathers' and Mother's Day events, Book Week celebrations, engaging excursions to Rail Lands, Sir Robert Helpmann Theatre, the Ag Learning Centre, and "Akuna Warrior" events. Each event welcomed families to be a part of their little ones' day!

In closing, I speak on behalf of the governing committee and parents alike when I thank the Akuna Kindergarten and its devoted staff. I thoroughly enjoyed getting to know the team and other parents on the committee,

With warmest regards,

Rachel Atwell-Rigaux

Preschool Attendance

	Term 1	Term 2	Term 3	Term 4
2020 centre	94.2%	84.1%	91.7%	91.2%
2021 centre	89%	88.2%	93.2%	89.8%
2022 centre	77.1%	87.1%	86.1%	85.3%
2023 centre	76.3%	82.3%	89.1%	87.4%
2020 state	89.1%	81.8%	84.6%	85.8%
2021 state	87.3%	85.3%	87.1%	84.5%
2022 state	83.6%	77.6%	77.9%	77.8%
2023 state	85.4%	82.9%	83.4%	81.4%

Based on attendances recorded in the two-week reference period each term. Data for eligible enrolments as described in the department's Enrolment policy. Attendance rates may differ to previous reporting with the transfer from calculations based on deemed attendance to actual attendance using booked hours divided by attended hours. Data Source: Department for Education Attendance Data, Semester 1 Report 2023. A blank cell indicates there were no students enrolled.

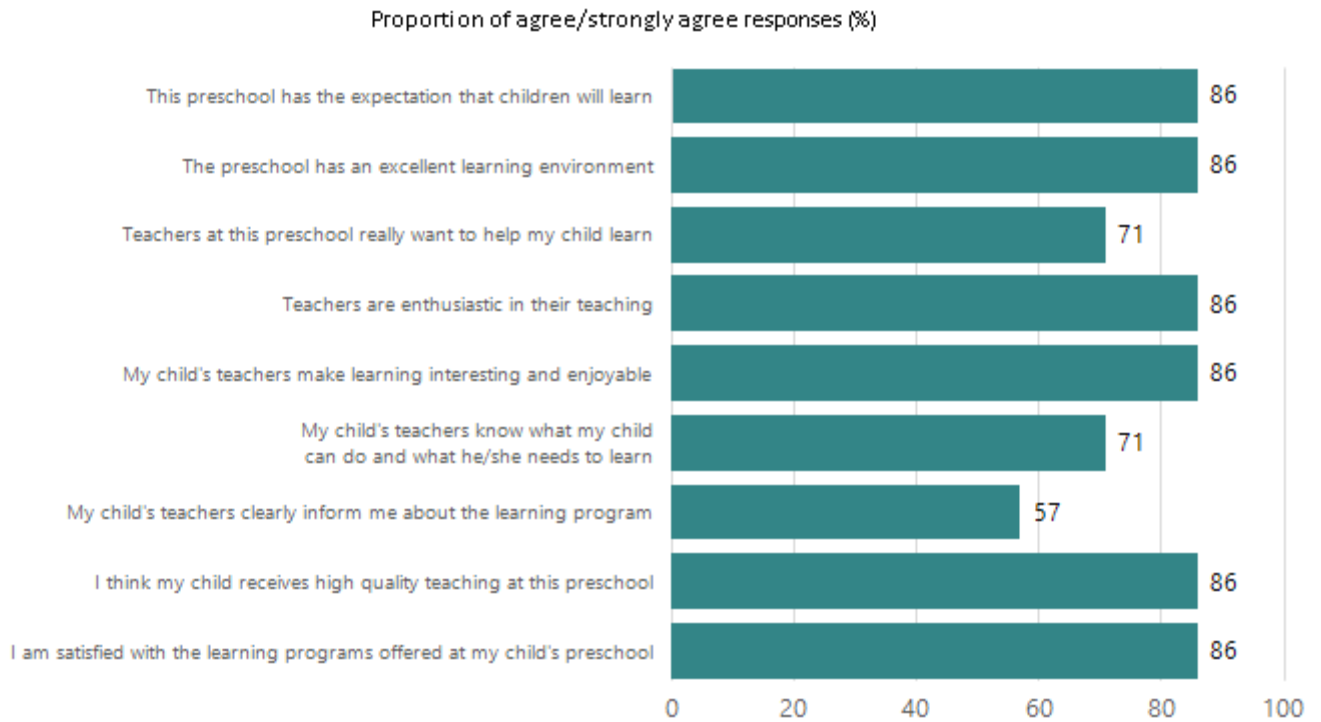
Note: Term 2 2020 data may not be available for all preschools.

Attendance Comment

In South Australia, preschool attendance is not compulsory, but it is strongly encouraged. Preschool gives children the best opportunity to develop skills, which prepare them for school. These benefits include establishing positive routines and habits, friendships and connections as well as developing communication, problem-solving and creative skills. All children are entitled to access a preschool program over 4 terms the year before they start school.

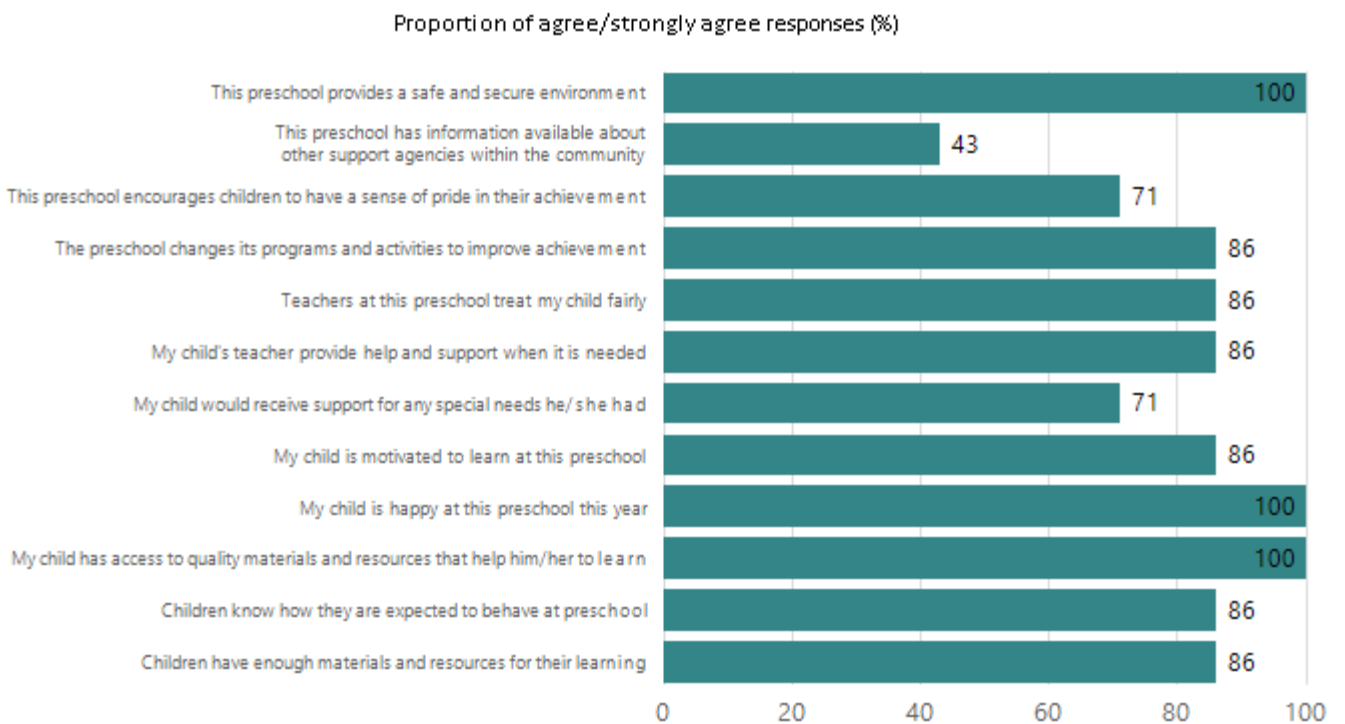
Preschool Family Opinion Survey

Quality of Teaching and Learning



Data Source: 2023 Department for Education Preschool Family Opinions Survey, Term 3 2023.

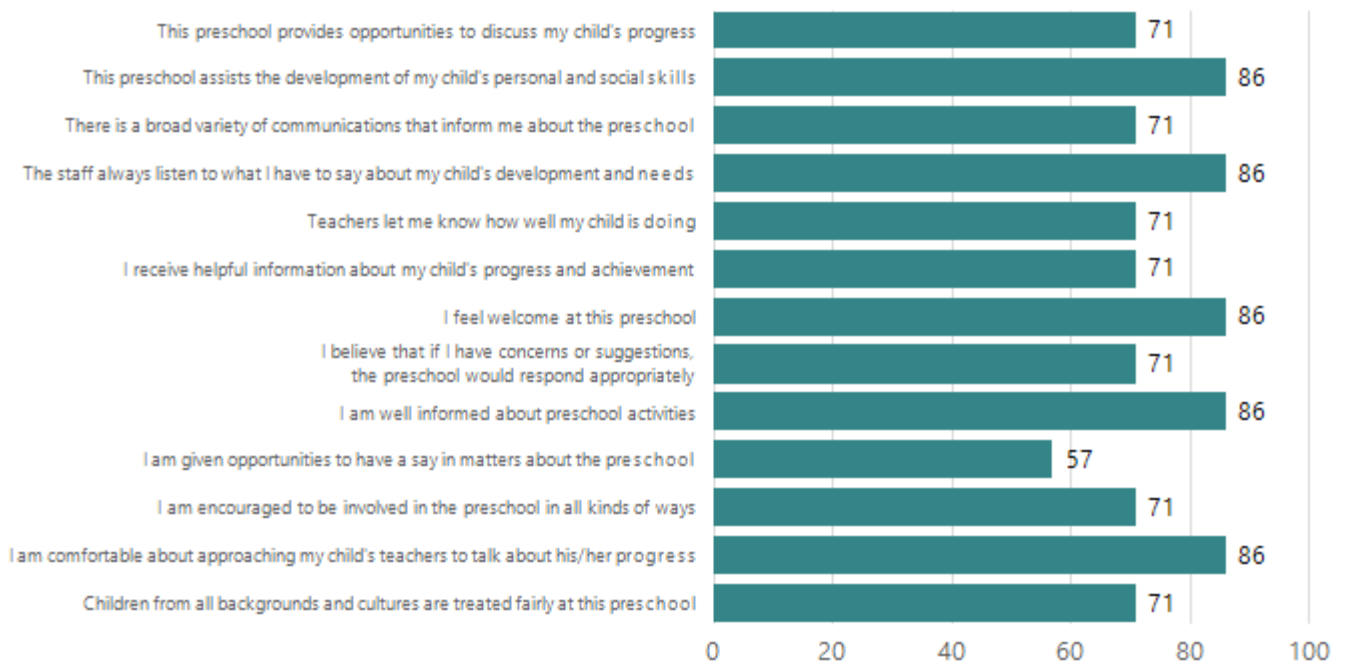
Support of Learning



Data Source: 2023 Department for Education Preschool Family Opinions Survey, Term 3 2023.

Relationships and Communication

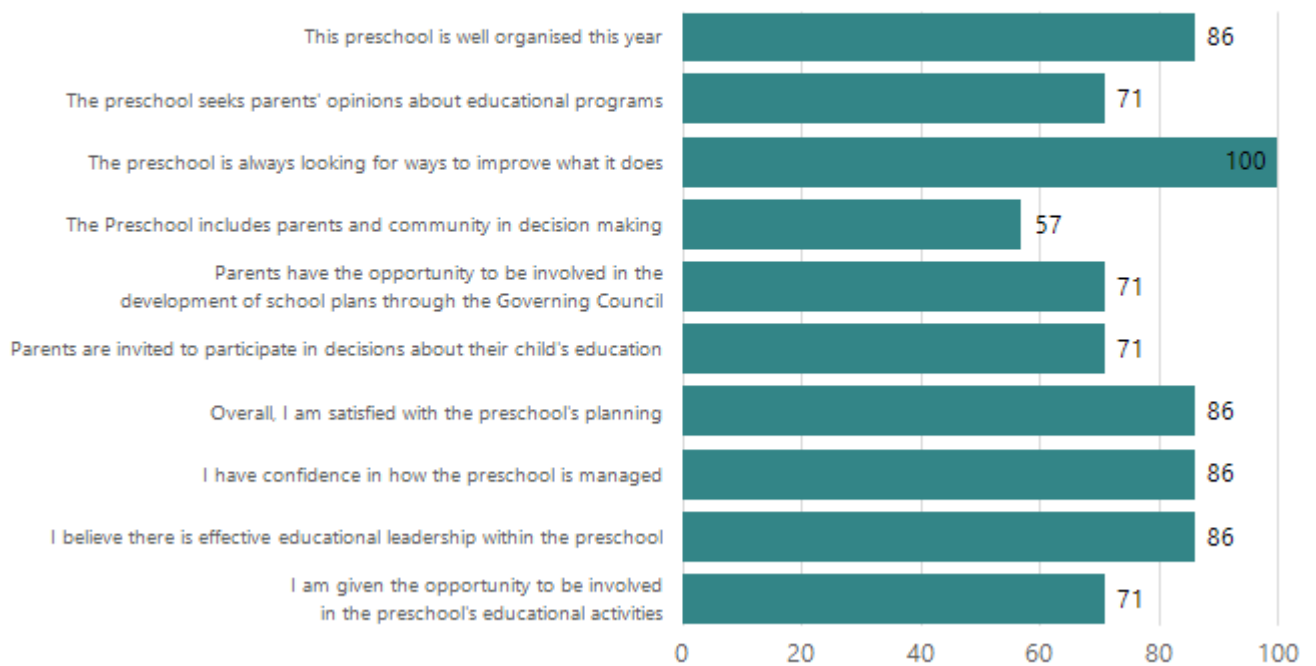
Proportion of agree/strongly agree responses (%)



Data Source: 2023 Department for Education Preschool Family Opinions Survey, Term 3 2023.

Leadership and Decision Making

Proportion of agree/strongly agree responses (%)



Data Source: 2023 Department for Education Preschool Family Opinions Survey, Term 3 2023.

Destination Schools

Feeder Schools (Site number - Name)	2021	2022	2023
0148 - Glenburnie Primary School	6.6%		
0265 - Mil Lel Primary School	6.6%		
0290 - Reidy Park Primary School	13.1%		
0501 - Yahl Primary School	3.3%		
1021 - McDonald Park School	45.9%	5.1%	
8359 - Saint Martins Lutheran College	8.2%		
9999 - Unknown	16.4%	94.9%	98.4%

Note: The data is collected in term 3. It does not reflect actual schools enrolled in by existing preschool children. A blank cell indicates there was no data for students enrolled.

Data Source: Department for Education Destination Data Report, 2023.

Highest Qualifications held by the teaching workforce and workforce composition

All teachers at this school are qualified and registered with the SA Teachers Registration Board.

Qualification Level	Number of Qualifications
Bachelor's degrees or Diplomas	4

Data Source: Data extracted from Mandatory Workforce Information Collections as on the last pay date of June 2023. As self-reported by staff in the system.

Please note: Data includes staff who are Actively employed and on extended paid leave. Please note only the highest qualification of the Teaching staff is reported. Excludes any number of other certifications earned.

Workforce composition including indigenous staff

	Teaching Staff		Non-Teaching Staff	
	Indigenous	Non-Indigenous	Indigenous	Non-Indigenous
Full-Time Equivalents	0.0	3.5	0.0	2.1
Persons	0.0	4.0	0.0	4.0

Data Source: Data extracted from Mandatory Workforce Information Collection as on the last pay date of June 2023.

Please note: Data includes staff who are actively employed and on extended paid leave. "Indigenous category" is self-reported by staff in the system.

Financial Statement

Funding Source	Amount
Grants: State	586,670.27
Grants: Commonwealth	0
Parent Contributions	26,204.45
Fund Raising	10,856.95
Other	1899.55

Data Source: School supplied data.